

FUUN FOR ALL AGES

Connection without Zoom

6 December 2020

Dear All:

These materials can supplement the worship service before, during, or after the service. *They can also stand alone and be used at any time you wish.* In this time of Zoom fatigue, the hope is that families, children, youth, adults, anyone of any age, alone or as a group—everyone can have one more way to stay connected with FUUN. **This is our single greatest goal right now: to stay connected.**

Meanwhile, join us Sunday on Zoom at 10:30 a.m. to visit with our special guest, Elisabeth Geschier, and talk about 8th Principle (betcha didn't know there was one!):

<https://us02web.zoom.us/j/8655812398>

And Youth Group starts at 11:30 a.m.:

<https://zoom.us/j/94148119890?pwd=L1FYQXh0emp2TzJNUTZsWWxxZkt2Zz09>

Please stay in touch. If you have questions, suggestions, concerns, anything at all... I would truly love to hear from you.

Blessings.

Marguerite

Marguerite Mills

Director of Lifespan Religious Education

First Unitarian Universalist Church of Nashville

1808 Woodmont Blvd., Nashville, TN 37215

615-383-5760 ext. 3304

mmills@firstuunash.org



**Don't forget Jonah's
drive-by farewell!**
Sunday
December 6
2-4 p.m.
Norris House parking lot

6 December 2020

Active Hope

Rev. Diane Dowgiert

Active hope is something we do rather than have. More than positive thinking, active hope looks honestly at the way things are and then works to move toward healing and collective transformation.

Table of Contents	Page
Story: Hope for Nora.....	3
Eco-activities.....	3
Story: Hope, the Boat.....	5
Make your own boat & discuss the story.....	5
How to make a paper boat.....	6
Maze.....	8
Coloring pages.....	9
Connect the dots.....	16
Write your own chalice lighting.....	17
Make your own chalice.....	18
Selected chalice lightings.....	19
Selected chalice extinguishings.....	20
2020-2021 Sunday school schedule.....	21

Story: Hope for Nora

[This story](#), which is just 5:17 minutes on YouTube, is about a baby polar bear abandoned by her mother, who is helped by many humans. It is also a story about the polar bear's vanishing habitat.

After watching the video, talk about your hopes for the planet *and* what you are doing to make those hopes come closer to a reality. Then try an activity:

Create an Eco-Checklist. Help your children be green superstars by giving them a few small tasks each week that they can do to help the environment. These should be things that they can do by themselves, things like turning off the lights in their rooms or shutting off the water while brushing their teeth. Create a chart with green checks or stars to track their success and, at the end of the week, celebrate their accomplishments.

Time your shower. Ready, set, bathe! Most children could spend all day playing in the shower or bath. Make saving water fun by turning it into a game. Once your child is old enough, set up a competition to see who can let as little water as possible run down that drain. Teach them that showers use less water than baths, and shorter showers are best. Set a five-minute timer and see if they can "beat the clock." Sweeten the pot by letting them know that if they make the time all week, they will get a reward.

Transport adventure. If you usually travel by car, plan an outing around a bike ride or public transport to illustrate how this helps you save energy.

Scavenger hunt. Try this in your own yard or a local park (if you can). Check off the things on the list (see next page), *but do not collect or disturb them.*

Make a birdfeeder (or two or three):

Supplies:

- Peanut Butter
- Bird Seed
- 1 Large Apple
- Yarn or String
- Tapestry Needle
- Cookie cutter

Instructions:

1. Slice apple in half, then use a cookie cutter to cut out fun shapes!
2. Dab apple slices with a paper towel to dry.
3. Spread a layer of peanut butter on your apple slices.
4. Pour some bird seed onto a plate and dip the apple slices, peanut butter side down, into the seeds.
5. Thread a tapestry needle with the yarn or string and push it through the apples near the top. Tie a knot to secure.
6. Tie onto a branch and let the birds feast!

Winter Scavenger Hunt



Squirrel



Pine Cone



Flying Bird



Feather



Maple Leaf



Bird Nest

Tracks of a
mammalian
omnivore



Twig



3 Pieces of Litter



Cat
(no claws)

Cat Track



A Berry



Cardinal



Pine Needle



Chickadee



Oak Leaf



Dog (with claws)

Story: Hope, the Boat

<https://www.youtube.com/watch?v=6dZ7b7Bimrc>



This short film (4:25 minutes) is wonderful for all ages. It takes the viewer through a journey of hopes and dreams metaphorically through a paper boat. A boy dressed as a sailor sits at his desk one day wistfully looking at a picture of a ship that has 'The Great Indian Cruise' written on it. At that moment a piece of paper flies through his window which the boy turns into a paper boat and sets it off on its journey along the roadside water stream. The paper boat comes to life as it begins its journey towards becoming 'The Great Indian Cruise.'


Make your own paper boat

- You will need a rectangular sheet of paper (printer paper is fine) and crayons or markers.
- National Geographic has a good [online tutorial](#), or see the following two pages.
- While making the boat, talk about:
 - What hopes you have.
 - What you will do make those hopes a reality.
 - What kind of help you need.
 - What kind of help you can offer each other.
- Use crayons or markers to decorate your boat with words or images that represent the things you are talking about.
- Then take your boat to the water, whether that be a stream or lake or the bathtub, and let it start its journey to carry all your dreams and greatest aspirations over the horizon. (Or plan to take the boat to water at a later date.)

How to make a paper boat

Or see the National Geographic [online tutorial](#).

1.



2.



3.



4.




5.




6.



7.




8.



9.




10.



11.



12.





And you have a boat!

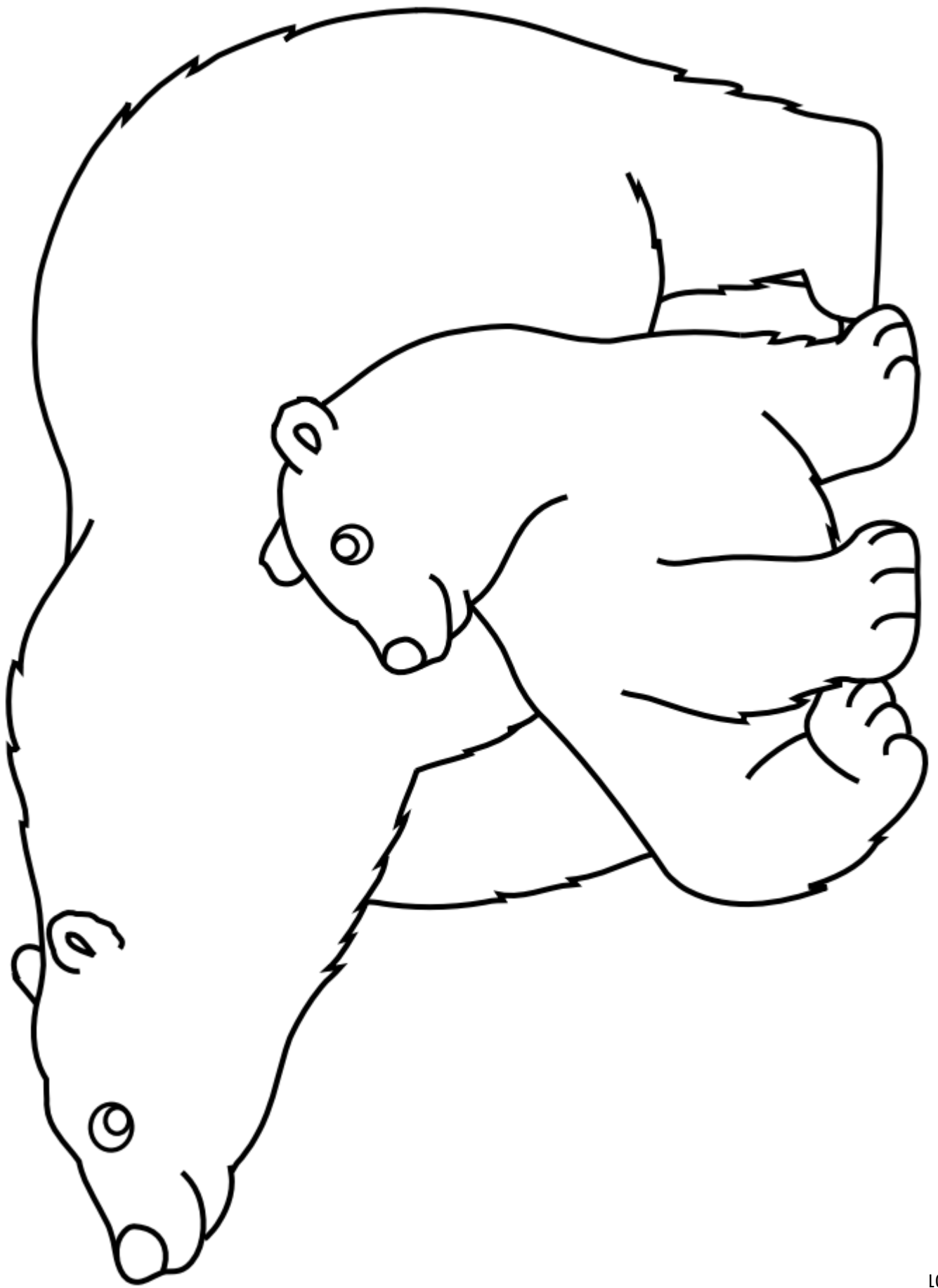


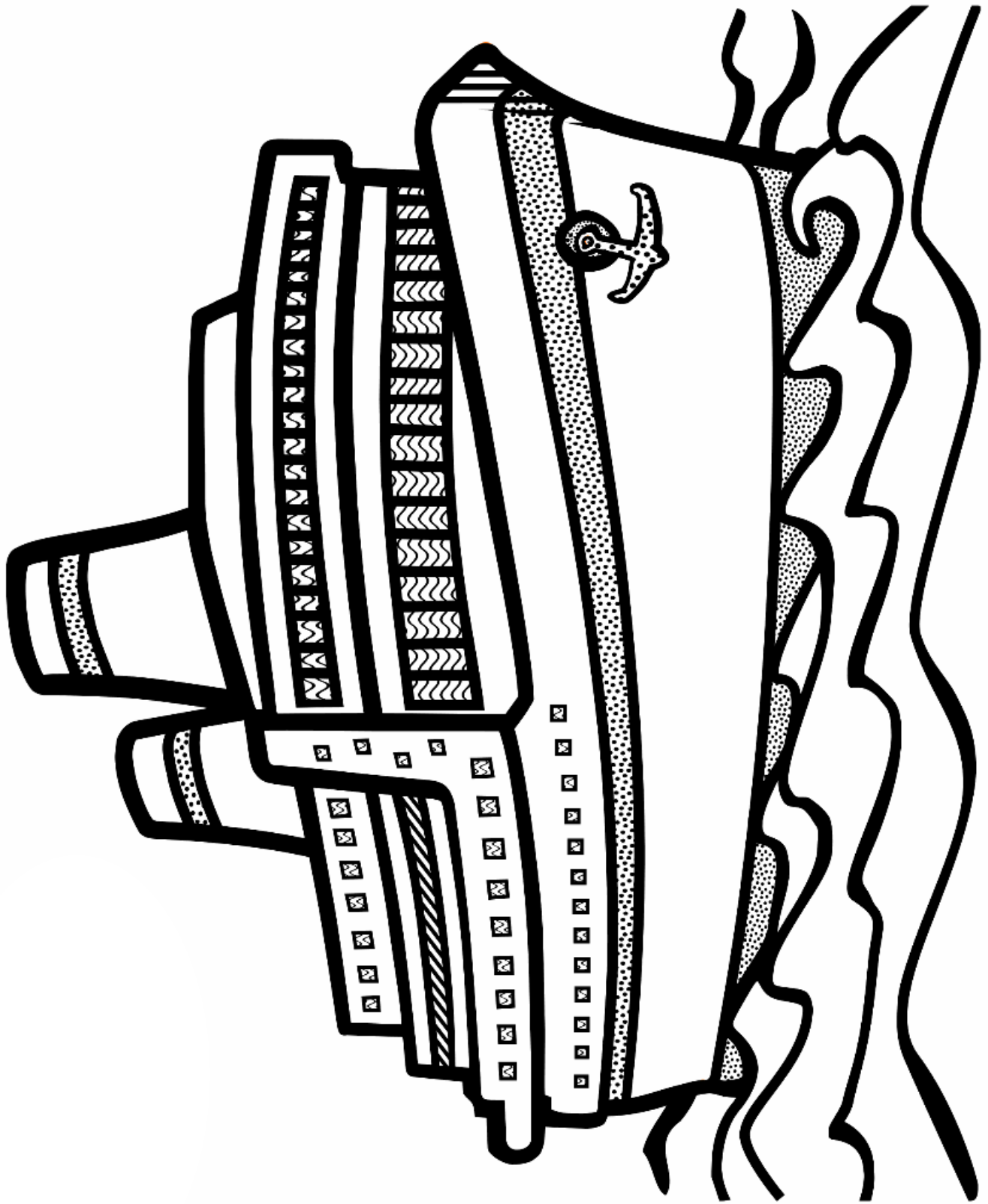
Send your boat on its journey...


Hopes
Dreams
Aspirations












ell 2015



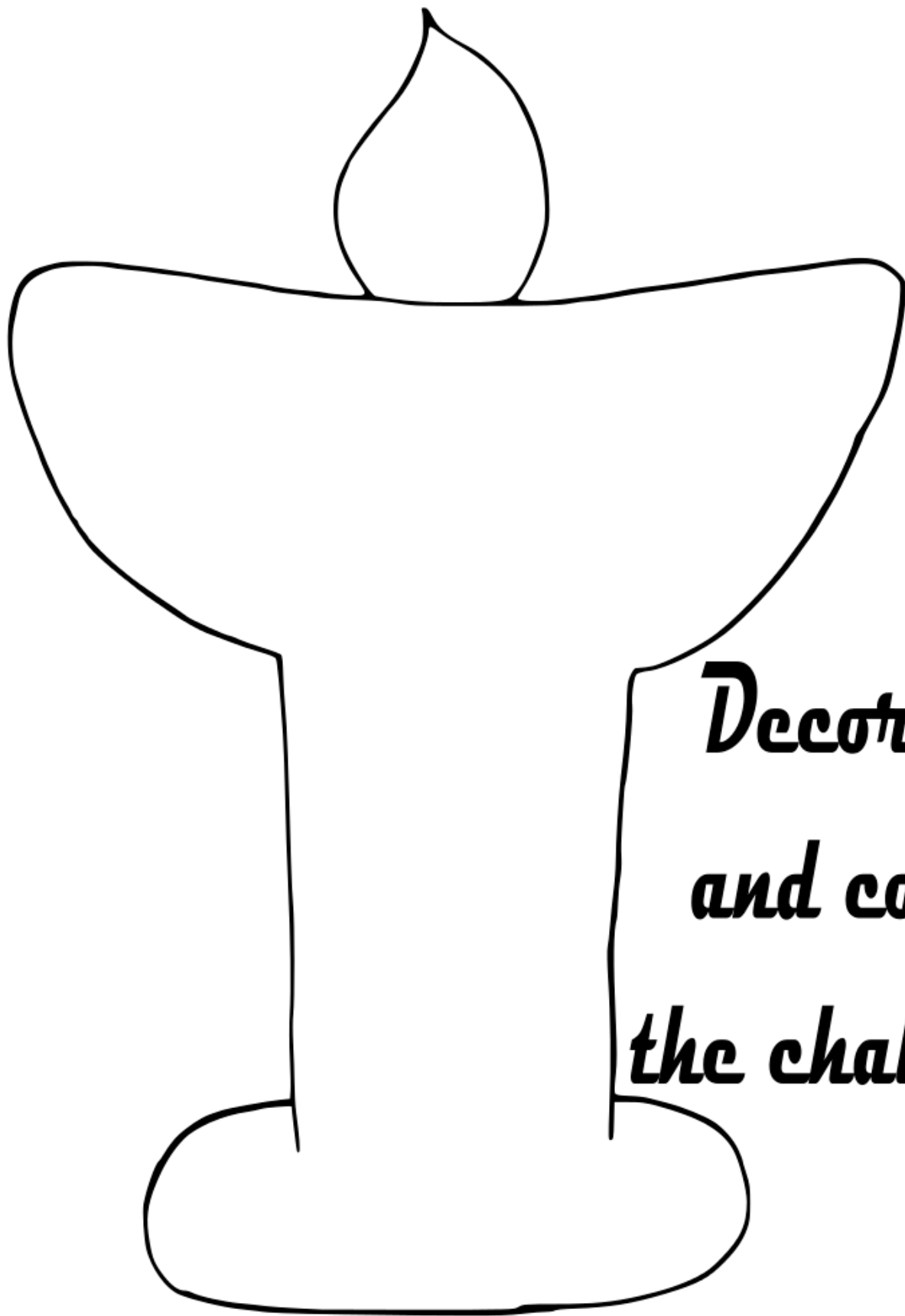
**KIDS: Color "Alice the Chalice"
and draw her a flame!**



"Alice the Chalice" Copyright 2004 Peter Bowden




"Alice the Chalice" Copyright 2004 Peter Bowden. Permission granted to copy for use as activity pages in Unitarian Universalist church services and religious education programs. For more resources like this one visit www.UUPLANET.com.

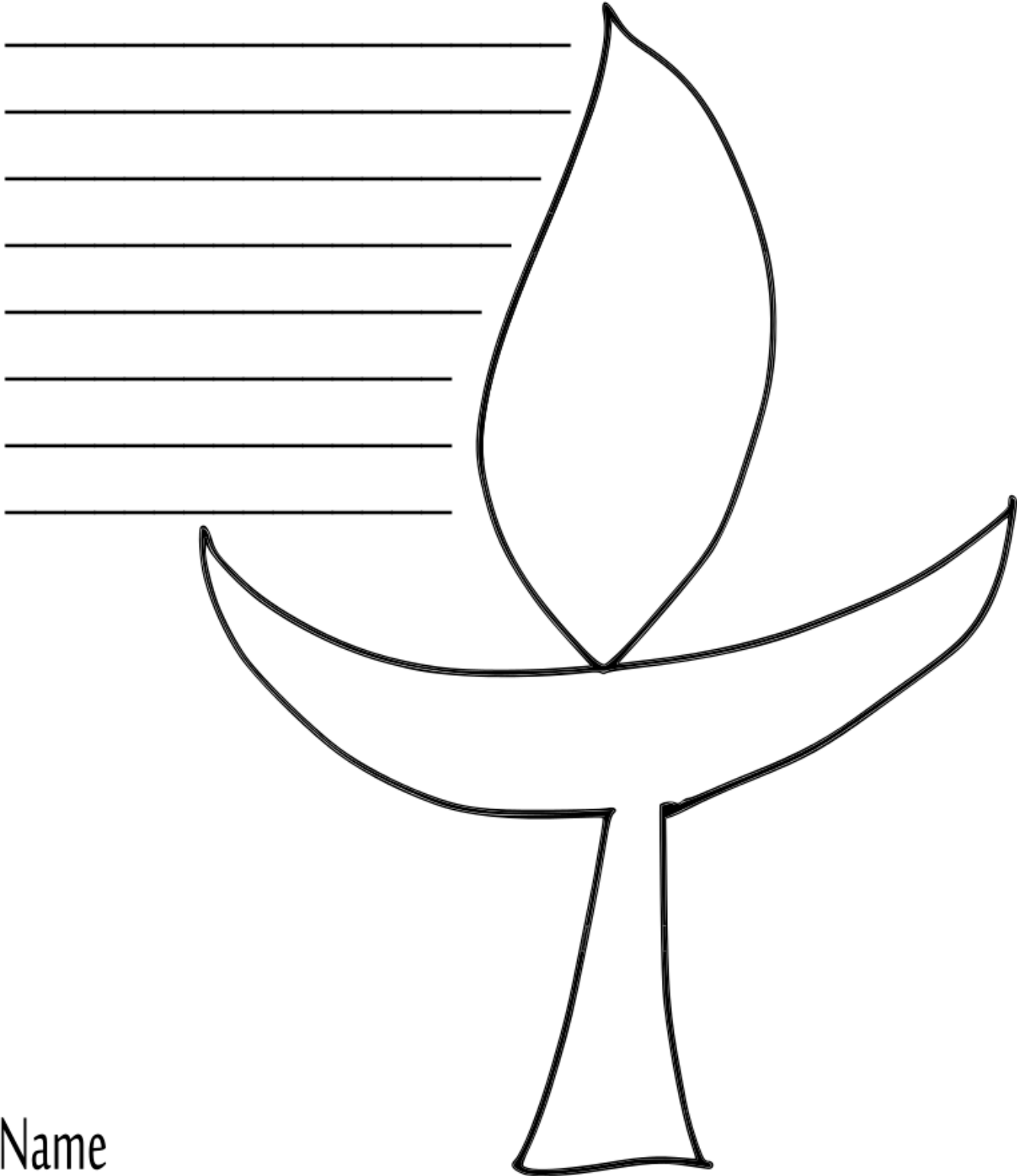


*Decorate
and color
the chalice*

CONNECT THE DOTS



Write your own chalice lighting!



Name _____

Make your own chalice



Materials:

- Small clay flowerpot with detached saucers
- Embellishments: markers, paint, stickers, ribbon, whatever you like
- Tea light
- Glue gun, optional

Instructions

- Decorate the pot and saucer as you like
- Turn the flowerpot upside down and place the saucer on top (see picture)
- If you wish, glue the saucer to the pot
- Place the tea light in the saucer

Then light your chalice and say some words, perhaps something from page 17. And don't forget to extinguish it, perhaps with something from page 18.

Selected Chalice Lightings

A Child's Chalice Lighting of Gratitude for the Earth

By Karen G. Johnston

What if when
I light the chalice,
you hear an invitation
to welcome gratitude
for the earth?

This week, as I got ready to light the chalice,
my family talked about blessings
from this planet.

Here is my list:
[list 3-7 things]

And now, with this flame of hope
shedding light in your heart:
what is *your* list?

Welcoming the Stranger

By Tracy Bleakney

A child journeys far from home
Fearful and brave,
in need of safe harbor.
Guided by this chalice, may we seek to understand the causes of flight.
Like the comfort of a candle flickering in a window of darkness,
Let us welcome this child into our home with
warmth, nourishment, and love.
Would we not want the same for our own child,
lost and alone in a strange land?

Many of the Past Generation and Many of Today...

By Sophia Lyon Fahs

Many of the past generation and many of today have found three abiding values in prayer: the quiet meditation on life,
the reaching out toward the universal and the infinite,
and the courageous facing of one's profoundest wishes.
Let parents sense and share with their children the glory and mystery of everyday things.
Let them look with sympathy upon humanity's age-long dilemmas.
Let no questions be taboo.
The next generation can ill afford to have the deeper values deleted from the book of life.

Selected Chalice Extinguishings

As Breath to Song

By Becky Laurent, adapted

As flame is to spirit, so spirit is to breath, and breath to song. Though we extinguish this flame for now, may we tend it in our hearts until we light it again.

Daring Vision

By Maureen Killoran

We extinguish this chalice flame,
daring to carry forward the vision of this free faith,
that freedom, reason and justice
will one day prevail in this nation and across the earth.

It Becomes More

By Amy Zucker Morgenstern

When we take fire from our chalice, it does not become less.
It becomes more.
And so we extinguish our chalice, but we take its light and warmth with us,
multiplying their power by all of our lives, and sharing it with the world.

2020-2021 SUNDAY SCHOOL

1st Sundays @ 10:30 a.m.

All Ages

Visit with a Special Guest

<https://us02web.zoom.us/j/86558123983>

2nd Sundays @ 10:30 a.m.

PreK-1st Grade—Story & Song

with Suzanne LeBeau & Susie Wilcox

<https://us02web.zoom.us/j/87288152140>

2nd-4th Grade—Tools of Faith & Minecraft

with Marguerite Mills & Christopher Cotton

<https://zoom.us/j/94518102020>

5th-8th Grade—ChUrchCraft & Minecraft

with Chas Sisk & Jason Plummer

<https://zoom.us/j/98572464291>

3rd Sundays @ 10:30 a.m.

All Ages—Family Games

with Christopher Cotton, Colin Guerrette, & Jason Plummer

<https://us02web.zoom.us/j/89770398199>

4th Sundays @ 10:30 a.m.

PreK-1st Grade—Story & Song

with Suzanne LeBeau & Susie Wilcox

<https://us02web.zoom.us/j/85217697987>

2nd-4th Grade—Tools of Faith & Minecraft

with Marguerite Mills & Christopher Cotton

<https://zoom.us/j/94398891671>

5th-8th Grade—ChUrchCraft & Minecraft

with Chas Sisk & Jason Plummer

<https://zoom.us/j/92332008761>

5th Sundays @ 10:30 a.m.

All Ages—Story & Song

with Marguerite Mills & Harmon Nine

Nov 28, 2020: <https://us02web.zoom.us/j/81465722239>

Jan 31, 2021: <https://us02web.zoom.us/j/86352116223>